




LIGHTWEIGHT EXHIBITION SYSTEMS

VOMO SMART

lightweight
exhibition wall system



| lightweight
| modular
| sustainable
| easy to handle



WELCOME TO VOMO


What on earth is VOMO? Easy answer: VOMO is your new and long-term partner for lightweight exhibition systems. But let us start at the beginning ... VOMO has been supplying various market segments with lightweight construction solutions from its main location in Germany for 20 years now. The lightweight construction elements with a paper honeycomb core produced by VOMO are used in a wide variety of areas. For the European market, the company produces primary material for professional trades such as carpentry or the furniture industry, large format sliding door solutions for the door industry and trade, as well as custom and special constructions for shopfitting and retail. The main market share of production, however, lies in the manufacturing and design of lightweight wall systems and furniture for trade shows, exhibitions, and events. In the past few years VOMO Germany was receiving a growing number of inquiries for the American market in this segment, but the long delivery routes and times turned out to be a considerable problem.

Made in Germany

There are new developments on the horizon to solve this problem. With VOMO USA, all VOMO advantages are immediately available to the American market – fast and easy. With stock in Las Vegas, VOMO USA can now not only guarantee short communication channels, but also serve customers' inquiries and requests at short notice with its on-site distribution channels. All products are optimized for the requirements and needs of the American market.

In this small brochure you will find an initial overview of the lightweight, modular, sustainable and easy-to-handle VOMO SMART exhibition wall system. I will endeavor to provide you with useful tips about the VOMO SMART system and my human colleagues are always available to answer any questions you may have.

I am looking forward to a great collaboration!
Your VOMY



THE PRODUCT

- ✓ lightweight
- ✓ modular
- ✓ sustainable
- ✓ easy to handle


VOMO SMART

lightweight exhibition wall system

You want to know what makes VOMO SMART so special? Quite simple - with VOMO everything is light and easy. The secret is inside. The paper honeycomb core is made of 100 % recycled wastepaper. This technology saves weight and protects the environment. Only six basic elements in combination with the VOMO SMART connector system allow absolute modularity in application and a super-fast assembly. Whether standard exhibition booths, linear booth rows or custom settings: VOMO SMART is the lightweight exhibition wall system that will find solutions to your requirements.










THE SYSTEM



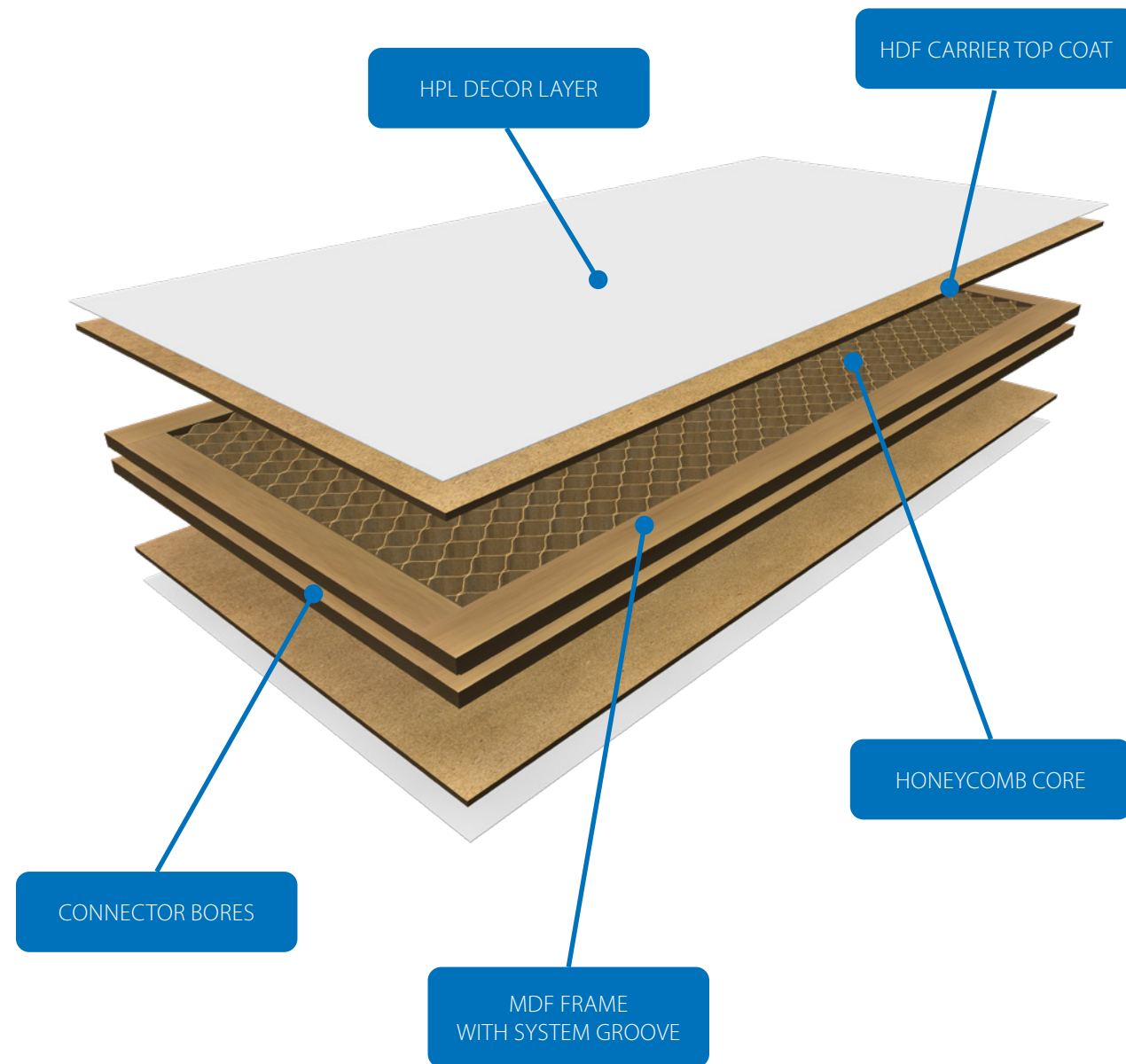
THE SMART SYSTEM – AS SIMPLE AS IT IS CLEVER

VOMO SMART focusses on the most essential – a fast and easy assembly! Based on a tongue-and-groove connection between the elements, the design is simple and effective with a minimum amount of effort. The high-quality VOMO SMART Connector System connectors tighten and hold the elements together and can be inserted and removed without any special tools. Only a few basic connectors are needed for assembly.



THE INSIDE

HOW VOMO SMART IS DESIGNED




BASIC SPECIFICATION

VOMO elements are based on the principle of a sandwich element or also called honeycomb panel. These panels always consist of a paper honeycomb core and a wood-based material carrier deck. In the case of the VOMO SMART lightweight exhibition system, these panels are covered with a high-quality HPL top layer. The MDF Frame is provided with grooves on all sides and pre-drilled holes for the VOMO SMART connectors system.

DETAILS:

Total Thickness: 1,56 "
 Decor Layer: HPL white 0,03 "
 Carrier: HDF 0,11 "
 Core: Honeycomb paper core
 Frame: MDF



VOMY's NOTE

The paper honeycomb core is made of 100% recycled waste paper and accounts for over 70% of a VOMO lightweight element.



THE COMPONENTS

1

BASIC-ELEMENT 8 FT

Page 12

2

BASIC-ELEMENT 4 FT

Page 18

3

CONNECTOR-WALL 8' / 4'

Page 24

4

CONNECTOR-UPGRADE-WALL 8' / 12'

Page 30

5

DOOR-ELEMENT 8 FT


Page 34

6

TV-MEDIA-WALL 8 FT

Page 40

1 | BASIC-ELEMENT 8 FT



- 1
- 2
- 3
- 4
- 5
- 6


1 | BASIC-ELEMENT 8 FT

BASIC MEASUREMENTS

The 8' basic element is the heart of all VOMO SMART wall elements. It is the basis for different structures or wall configurations. The basic measurements of all VOMO SMART wall elements meet the demands of the most common 8 ft or 12 ft height restrictions. The height of the element as such is slightly smaller in order not to exceed the 8-foot limit in combination with the VOMO SMART System Connectors and their adjustable feet. [ELEMENT WEIGHT 55.12 lbs](#)



Due to most Display Rules and Regulations the height of element and connector will not exceed 8 ft

Element:	7,93 ft
Connector e.g.:	0,06 ft
<hr/>	
Combined Height:	7,99 ft



PREPARATION FOR FLEXIBLE SETTINGS

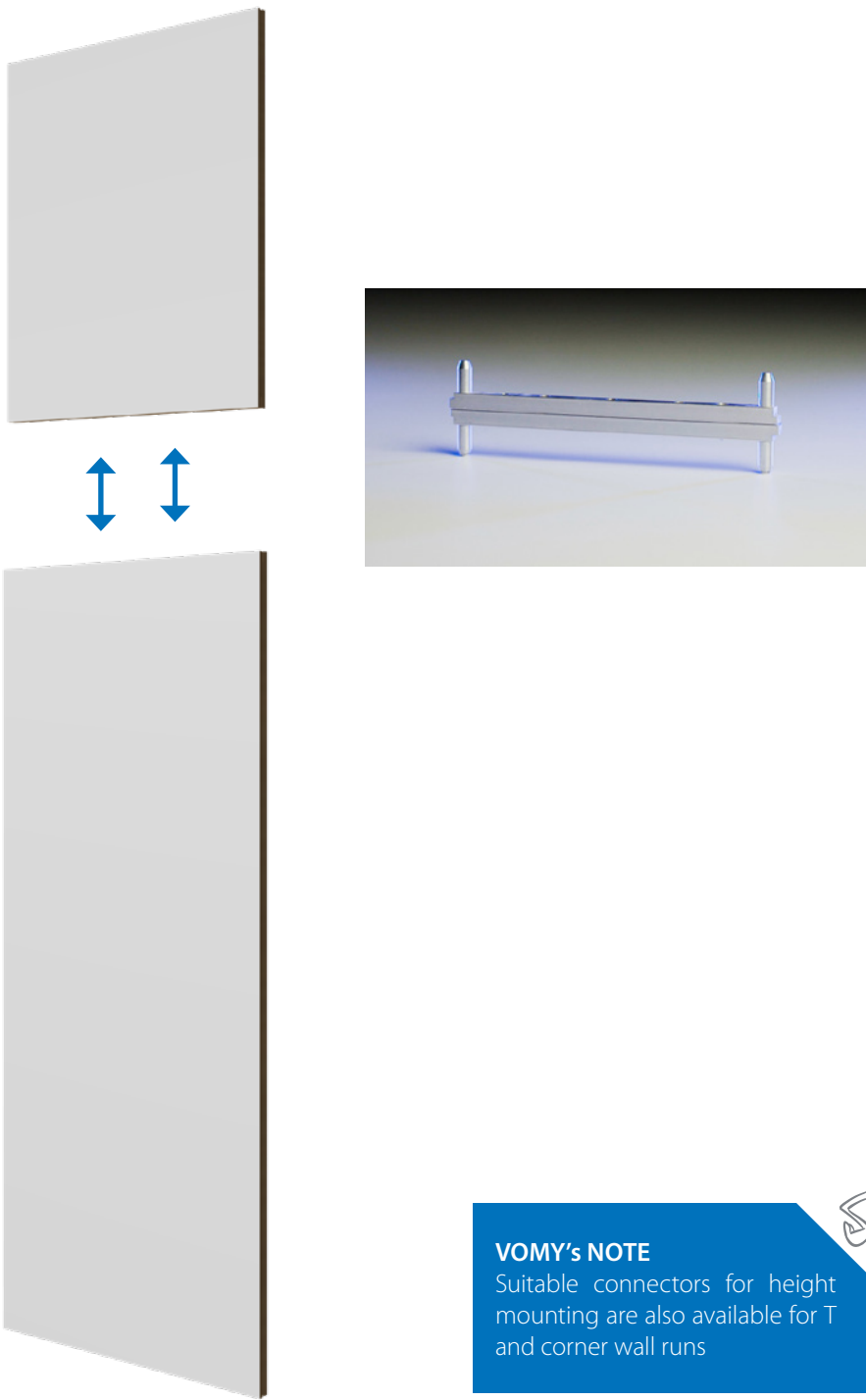
The pre-drilled holes for the VOMO SMART system connectors in the 8 ft base element allow not only the connection at the end of the panels but also possible T-Outlets in the panel surface for the realization of multiple linear booth configurations.



1 | BASIC-ELEMENT 8 FT

UP IN THE AIR – FROM 8 FT TO 12 FT

It is possible to flexibly increase the height from 8 ft to 12 ft any time in conjunction with the base element 4 ft using the VOMO SMART system connectors. Caution: This configuration requires physical corners or T-connections to ensure structural stability.




VOMY's NOTE

Suitable connectors for height mounting are also available for T and corner wall runs



2 | BASIC-ELEMENT 4 FT



- 1
- 2
- 3
- 4
- 5
- 6

2 | BASIC-ELEMENT 4 FT

BASIC MEASUREMENTS


The 4-foot base element of the VOMO SMART series can be used in 2 configurations. Measurements do not exceed standard 4 ft or 12 ft height limitations. The usage of only one element for 2 different implementations saves time and storage capacities. [ELEMENT WEIGHT 28.66 lbs](#)

USE 1

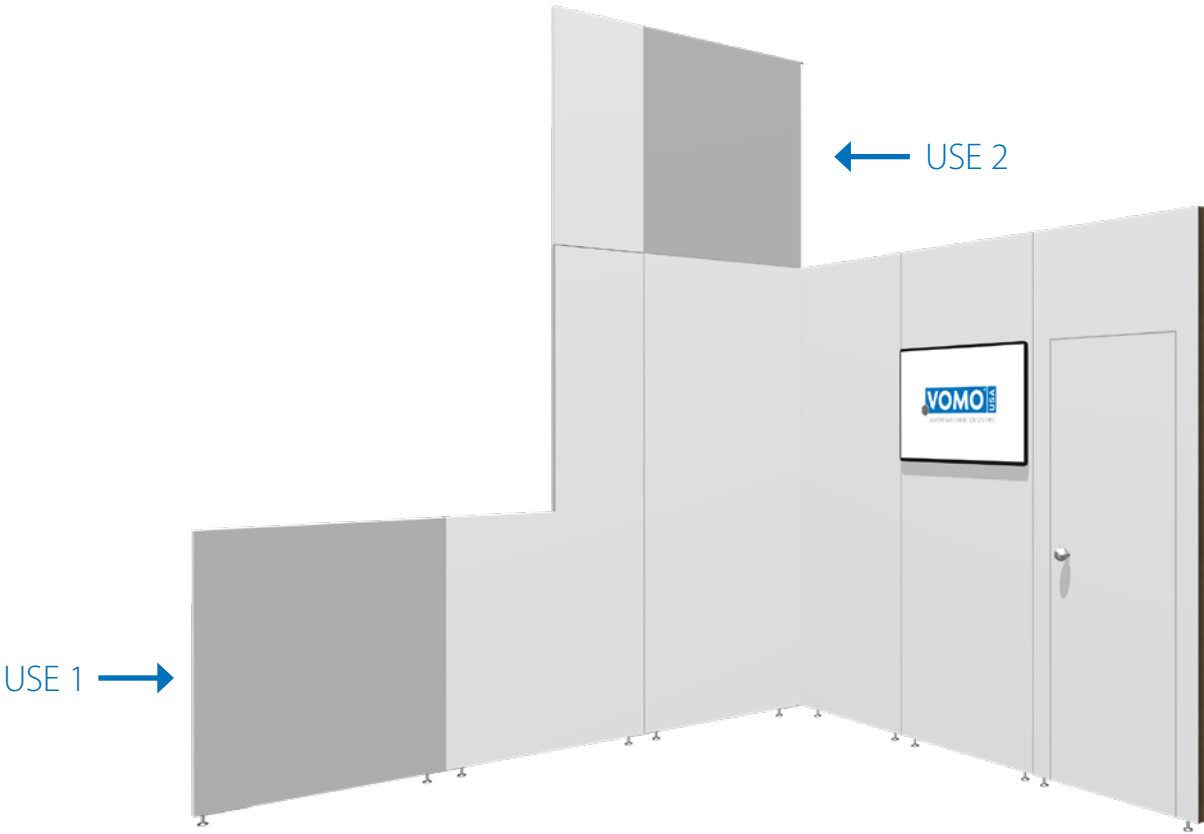
Basic Element 4 ft:	3,86 ft
Connector e.g.:	0,06 ft
<hr/>	
Combined Height:	3,92 ft

USE 2

Basic Element 8 ft:	7,93 ft
Connector e.g.:	0,06 ft
Basic Element 4 ft:	3,86 ft
<hr/>	
Combined Height:	11,85 ft





FLEXIBLE SETTINGS



2 | BASIC-ELEMENT 4 FT


HORIZONTAL GROOVE COVERS

The VOMO SMART portfolio allows to cover the upper elements' edges with the system groove and borehole quickly and in a high quality by means of horizontal groove covers. Thus, no grooves or holes are openly visible when the element is used in the 4-foot application.



1
2
3
4
5
6

3 | CONNECTOR-WALL 8' / 4'



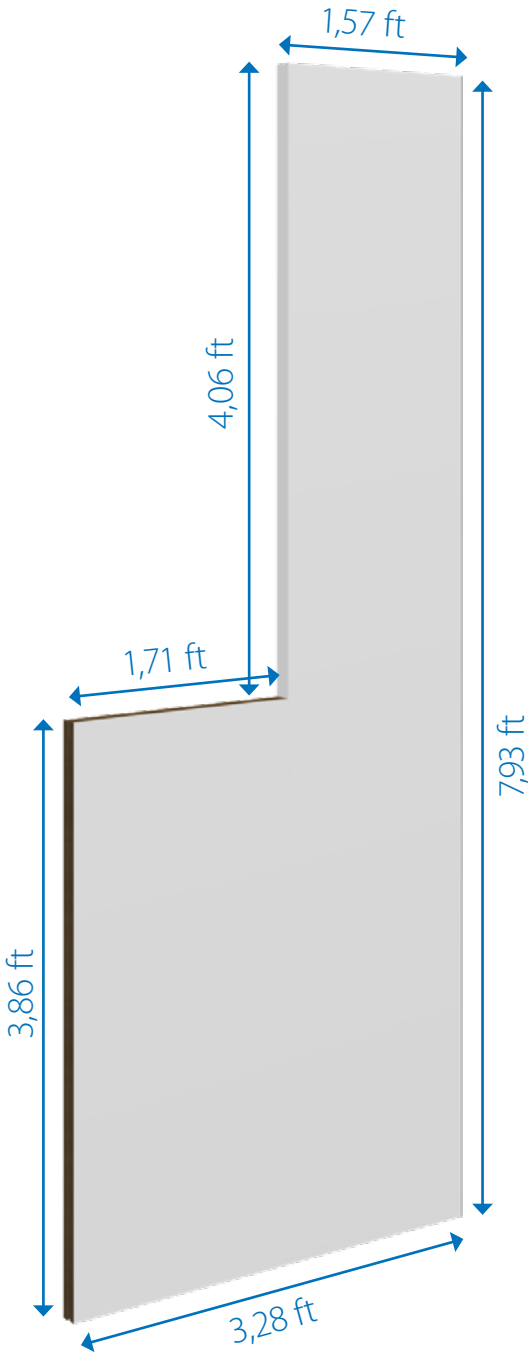
- 1
- 2
- 3
- 4
- 5
- 6

3 | CONNECTOR-WALL 8' / 4'

BASIC MEASUREMENTS


The Connector Element of the VOMO SMART series creates an easy and clean height transition from 8 ft to 4 ft heights. By connecting to both the 4-foot and 8-foot elements, it offers maximum flexibility and modularity using the standard connectors of the VOMO SMART connector system.

ELEMENT WEIGHT 44.09 lbs



HIGHLY FLEXIBLE



Just using standard connectors of the VOMO Smart system, it can be used without any problems both in corner and straight connection configurations.



3 | CONNECTOR-WALL 8' / 4'


UP TO 12 FT

By using the special upgrade element for the connector wall, it is possible to flexibly increase the height from 8 ft to 12 ft. considering the physical statics. Caution: This configuration requires physical corners or T-connections to ensure structural stability.





VOMY's NOTE

You will find the suitable upgrade element for the Connector wall on the next page



1
2
3
4
5
6

4 | CONNECTOR-UPGRADE-WALL 8' / 12'

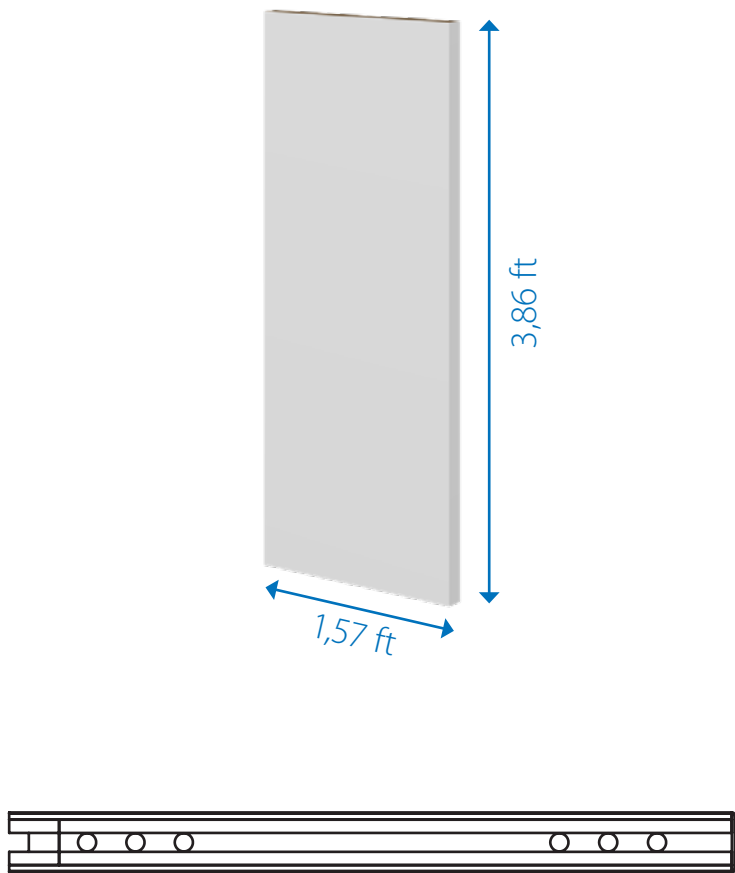


- 1
- 2
- 3
- 4
- 5
- 6


4 | CONNECTOR-UPGRADE-WALL 8' / 12'

BASIC MEASUREMENTS


The upgrade element of the VOMO SMART series allows the height of the Connector Wall to be increased from 8 ft to 12 ft. With this solution, a wide variety of configurations can be flexibly realized and installed. [ELEMENT WEIGHT 18.74 lbs](#)



VOMY's NOTE
The end edge of the Upgrade element already has a firmly glued-on decorative ABS edge.



5 | DOOR-ELEMENT 8 FT




- 1
- 2
- 3
- 4
- 5
- 6


5 | DOOR-ELEMENT 8 FT

SPECIFICATIONS FULL DOOR ELEMENT

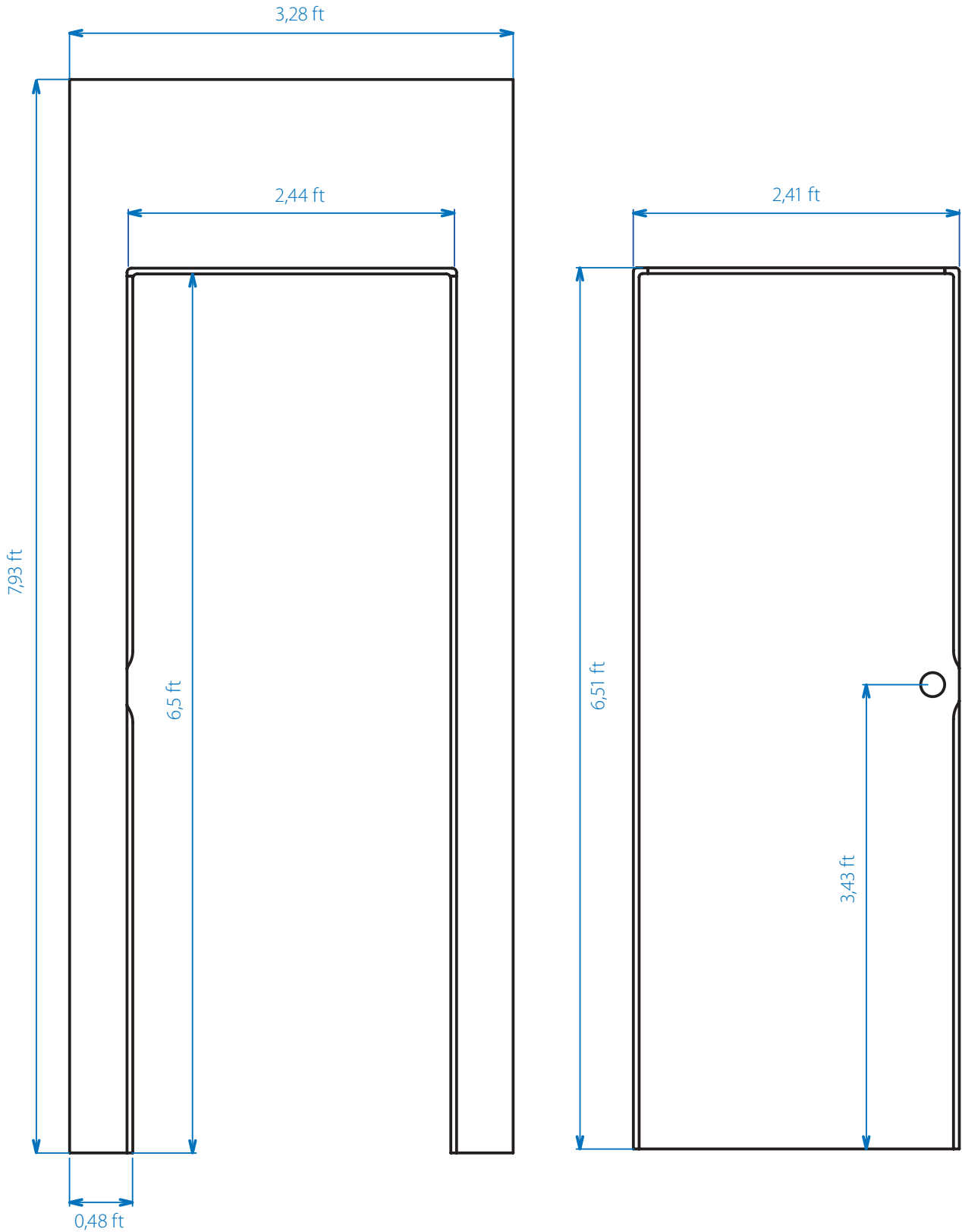
The Door Elements of the VOMO SMART series are installed directly in an element with the same dimensions as the Basic Element 8'. This facilitates planning and design and offers flexibility and modularity in laying out projects. The door panel is flush-mounted with invisible hinges in the VOMO SMART element. **ELEMENT WEIGHT 70.55 lbs**



VOMY's NOTE
The door panel is flush-mounted with invisible hinges in the VOMO SMART element.



MEASUREMENTS DOOR PANEL



5 | DOOR-ELEMENT 8 FT

HINGES

VOMO SMART door elements are available in left hinge and right hinge versions. It is possible to turn an existing door element within a wall configuration and thus regulate the opening direction. However, the hinge direction is fixed, so the VOMO SMART series offers both versions as solutions.


LEFT HINGE



RIGHT HINGE



6 | TV-MEDIA-WALL 8 FT



1

2

3

4

5

6

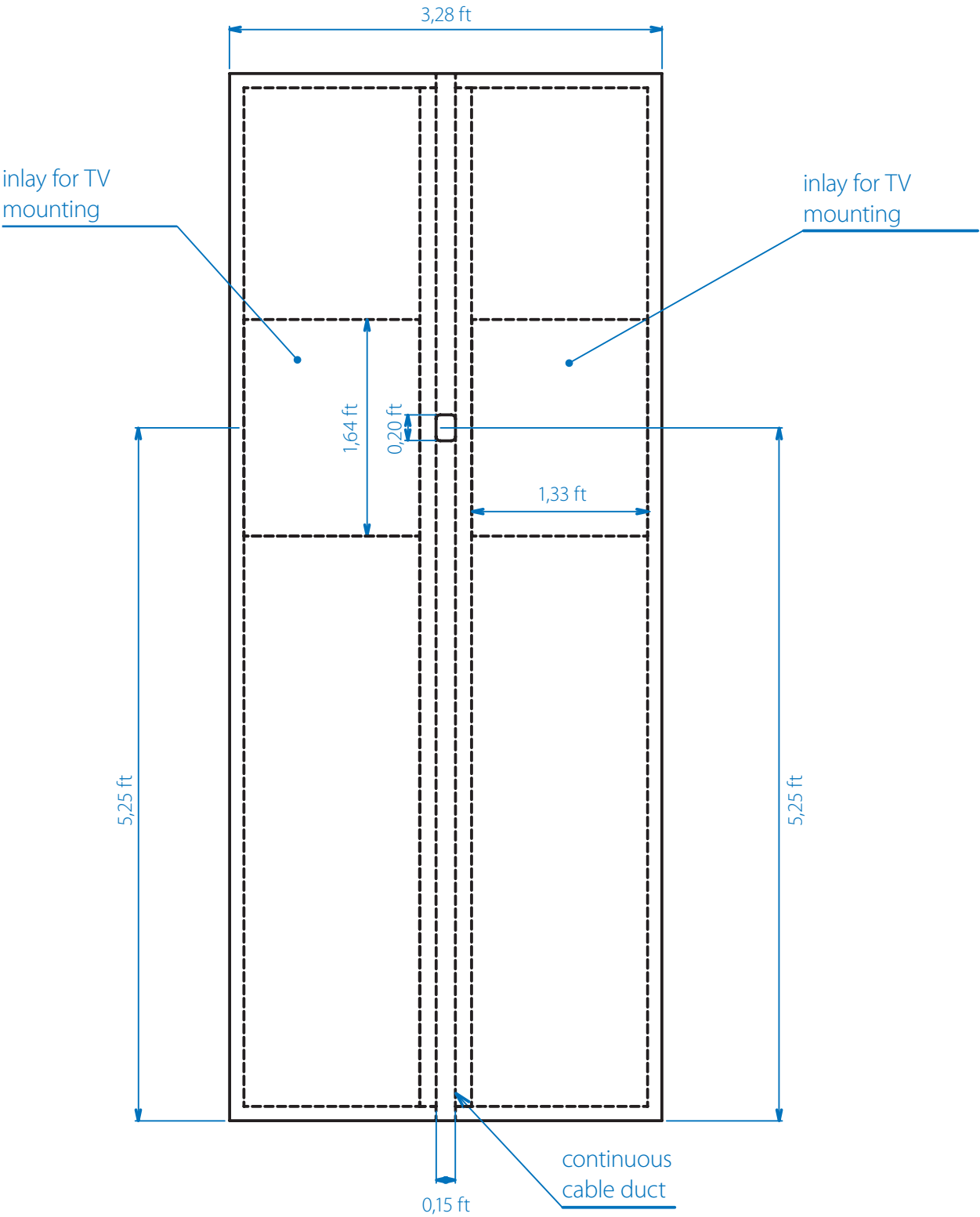
6 | TV-MEDIA-WALL 8 FT

TV MEDIA WALL – THE INSIDE

The TV Wall of the VOMO SMART series offers flexible options for mounting TV elements within the system. Solid MDF inserts inside each element allow for secure mounting of TV wall brackets. The internal invisible cable channel is open at the top and bottom and allows for easy cable routing.
ELEMENT WEIGHT 85.98 lbs





TV MEDIA WALL – THE DETAILS



6 | TV-MEDIA-WALL 8 FT

TV MEDIA WALL – IMPRESSIONS



1
2
3
4
5
6

THE EQUIPMENT

SYSTEM CONNECTORS

Page 48



SYSTEM TONGUES

Page 56



GROOVE COVERS

Page 58

vertical



horizontal




SYSTEM-CONNECTORS




THE CONNECTORS

The VOMO SMART Connector System consists of connectors for use on the bottom and on the top of the VOMO SMART elements. The connectors for the bottom are equipped with height-adjustable feet. This enables floor leveling. No special tools are required for inserting the connectors.




SYSTEM CONNECTOR „START“

The Smart “start” system connector is to be used at the beginning or end of a wall run, it closes flush with the wall run.


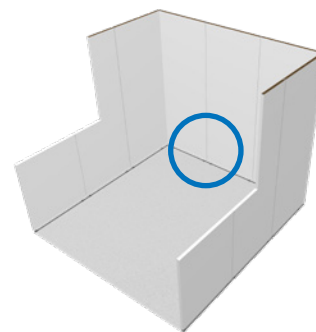



SYSTEM-CONNECTORS




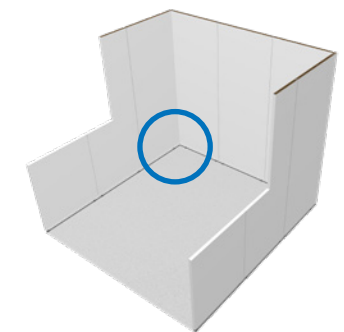
SYSTEM CONNECTOR „BOTTOM-STRAIGHT“

This connector provides a straight connection on the bottom side between two VOMO SMART elements.






SYSTEM CONNECTOR „BOTTOM-CORNER 90°“

The lower corner connector enables blunt 90° connection of two VOMO Smart elements.



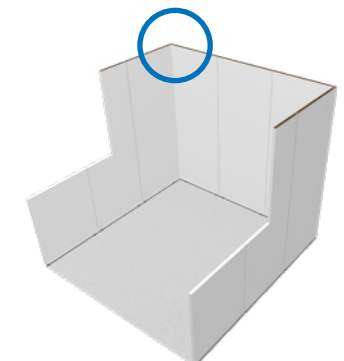

SYSTEM CONNECTOR „TOP-STRAIGHT“

This connector provides a straight connection on the top side between two VOMO SMART elements.




SYSTEM CONNECTOR „TOP-CORNER 90°“

The upper corner connector enables blunt 90° connection of two VOMO Smart elements and fixes them on the upper side.





SYSTEM-CONNECTORS





SYSTEM CONNECTOR „BOTTOM-T 90°“

T-connectors allow T-connections within a wall run for rooms, partitions, and stabilization, if necessary.




SYSTEM CONNECTOR FOR HEIGHT INSTALLATION “STRAIGHT”

To extend the height of the wall with add-on elements, add-on connectors of the SMART Connector System are used. This is the straight connector for adding height.




SYSTEM CONNECTOR „TOP-T 90°“

T-connectors allow T-connections within a wall run for rooms, partitions, and stabilizations, if necessary.




SYSTEM CONNECTOR FOR HEIGHT INSTALLATION “CORNER 90°”

The upper corner connector enables blunt 90° connection of two VOMO Smart elements and fixes them on the upper side.


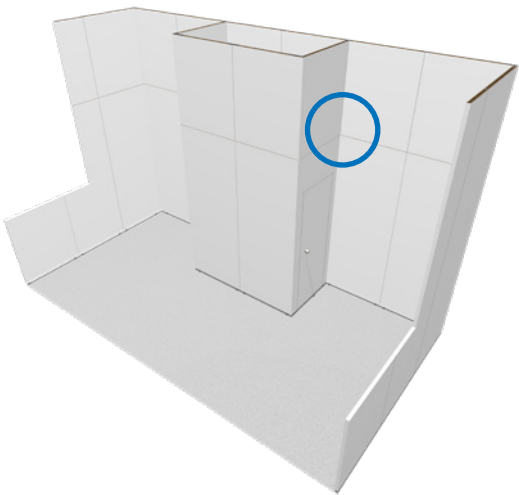


SYSTEM-CONNECTORS



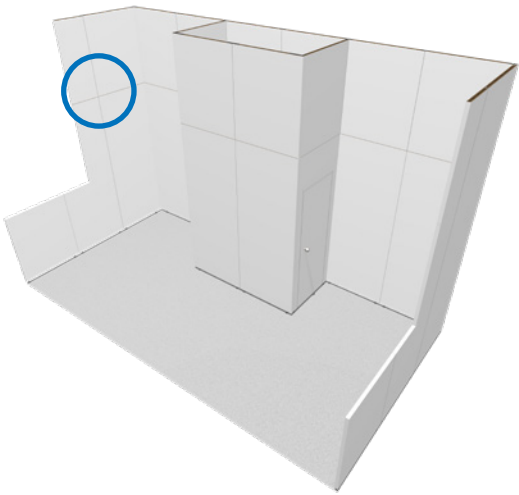

SYSTEM CONNECTOR FOR HEIGHT INSTALLATION "T-90°"

For T-outlets or the elevation of booths in the wall course, the T-connector is used for extended height mounting.



SYSTEM CONNECTOR FOR HEIGHT INSTALLATION "START"

This "START"-connector is used for adding height and defines the endings of a wall configuration.



SYSTEM TONGUES

AN IMPORTANT DETAIL

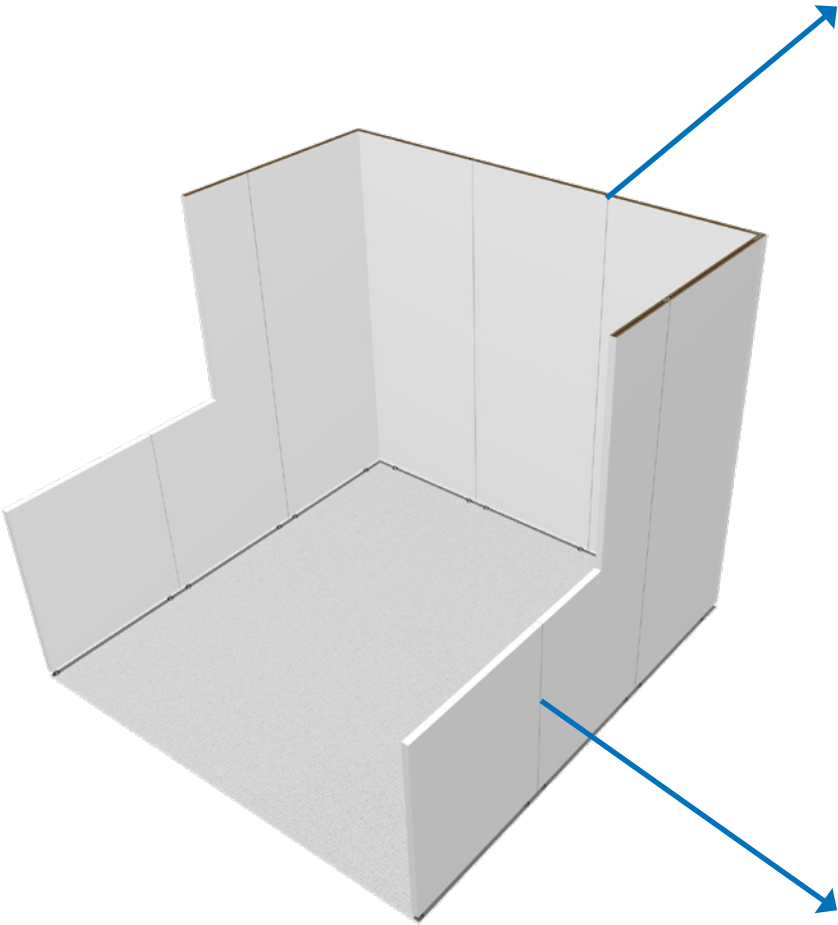
The connector tongues of the VOMO Smart system are inserted vertically between 2 VOMO Smart elements. This minimizes seams and increases stability. Connector tongues are available in 2 lengths to match 8 ft and 4 ft standard sizes.

USE 1


Tongue for 8 ft Elements: 7,60 ft

USE 2


Tongue for 4 ft Elements: 3,54 ft



USE 1



USE 2



GROOVE COVERS – VERTICAL

COVERING THE EDGES


For quick and clean covering of the vertical open element edges, the VOMO SMART system offers decorative end profiles to click into the VOMO SMART system groove. These too are available in 2 lengths to reach 8 ft and 4 ft standard sizes.

USE 1

Vertical cover for 8 ft Elements: 7,93 ft

USE 2

Vertical cover 4 ft Elements: 3,86 ft



GROOVE COVERS – HORIZONTAL

COVERING THE EDGES

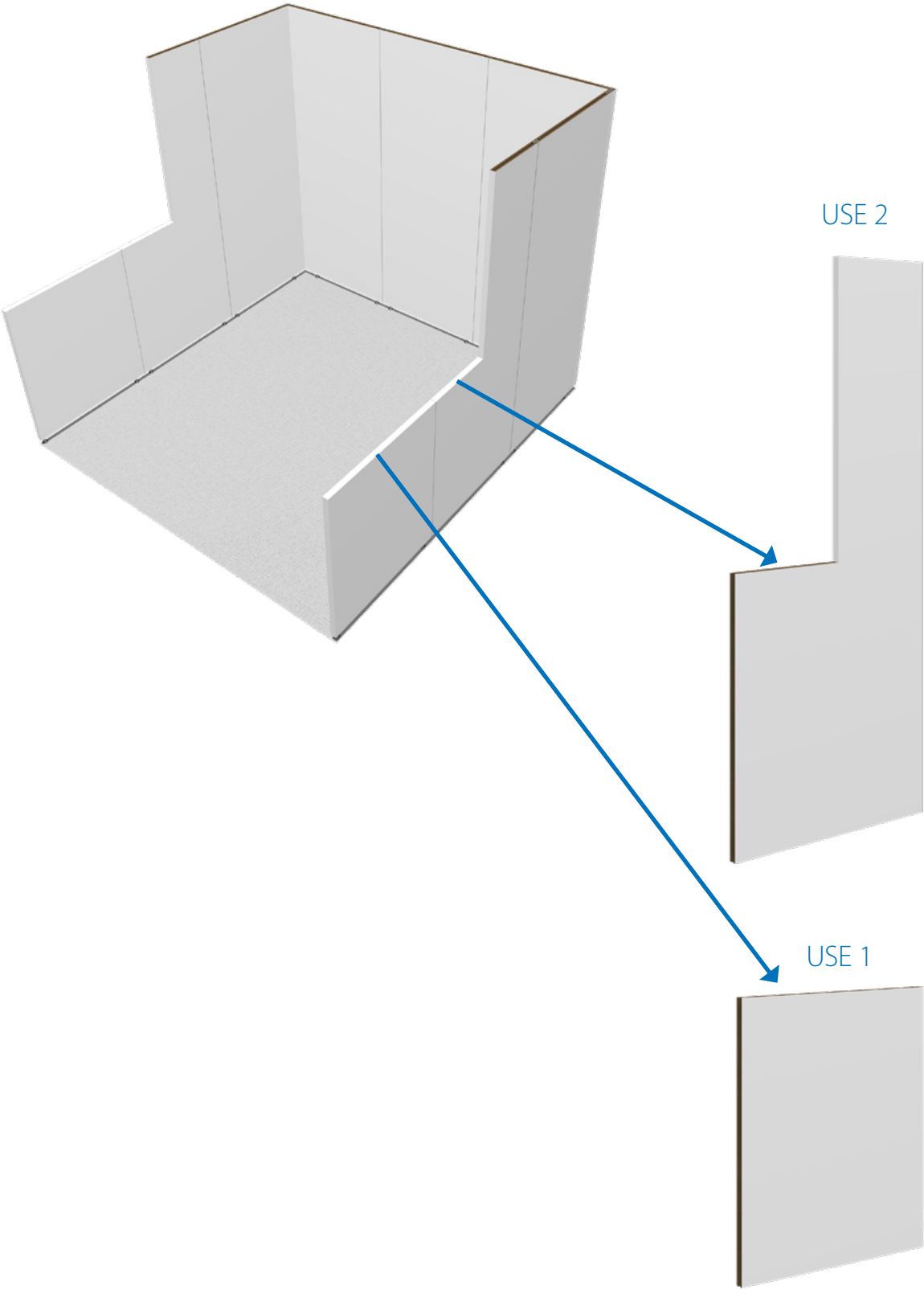
There is also an option for clean and simple covering of the visibly open horizontal edges of the VOMO SMART 4 ft elements. The horizontal end profiles are placed onto the element tops and are available in 2 lengths for both the VOMO SMART 4 ft element and the Connector Wall.

USE 1

Horizontal cover for 4 ft Basic Elements: 3,28 ft

USE 2


Horizontal cover for Connector Wall Element: 1,70 ft




LITTLE HELPERS

For easy disassembly of the upper and lower connectors, the VOMO SMART system offers little practical helpers. With these, the connectors can be removed effortlessly. Practical adjustment keys are also available for easy height adjustment of the adjustable feet.


LEVERING TOOL - TOP
FOR EASY DISMANTLING
OF THE UPPER CONNECTORS



LEVERING TOOL - BOTTOM
FOR EASY DISMANTLING
OF THE BOTTOM CONNECTORS



ADJUSTMENT KEY SET
FOR LEVELLING THE CONNECTOR FEET



SUPPORT



CONTACT

For all questions regarding the lightweight exhibition wall system VOMO SMART and all other light-weight products in the portfolio of VOMO USA, please do not hesitate to contact us. We are always at your disposal for individual product advice, price information and estimates!




Margot Kiel
Partner
margot.kiel@vomo-usa.com



Bernhard Kiel
Partner
bernhard.kiel@vomo-usa.com

Vomy
is responsible for helpful hints
and to look cute



VOMO USA LIGHTWEIGHT EXHIBITION SYSTEMS
@ FAIR CONSULTING INTERNATIONAL LLC

Valley View Business Center
6625 S. Valley View Blvd, Suite 400
Las Vegas, NV 89118
P: +1 702 268 7163
www.vomo-usa.com





the secret is inside!

VOMO USA lightweight exhibition systems
www.vomo-usa.com